

Modeling and the Three Dimensions of the NGSS in Middle School Genetics

NSTA Los Angeles - April 1, 2017

Maia Willcox



THE LAWRENCE
HALL OF SCIENCE
UNIVERSITY OF CALIFORNIA, BERKELEY



Next Generation Science Standards

Performance Expectations

Science and
Engineering Practices

Disciplinary
Core Ideas

Crosscutting
Concepts

Links to Common
Core



NGSS MS-LS3-2

- PE: Develop and use a model to describe why asexual reproduction results in offspring with identical genetic information and sexual reproduction results in offspring with genetic variation.
- (Clarification: Emphasis is on using models such as Punnett squares, diagrams, and simulations to describe the cause and effect relationship of gene transmission from parent(s) to offspring and the resulting genetic variation.)



MS-LS3 Heredity: Inheritance and Variation of Traits

MS-LS3 Heredity: Inheritance and Variation of Traits

Students who demonstrate understanding can:

MS-LS3-1. Develop and use a model to describe why structural changes to genes (mutations) located on chromosomes may affect proteins and may result in harmful, beneficial, or neutral effects to the structure and function of the organism. [Clarification Statement: Emphasis is on conceptual understanding that changes in genetic material may result in making different proteins.] [Assessment Boundary: Assessment does not include specific changes at the molecular level, mechanisms for protein synthesis, or specific types of mutations.]

MS-LS3-2. Develop and use a model to describe why asexual reproduction results in offspring with identical genetic information and sexual reproduction results in offspring with genetic variation. [Clarification Statement: Emphasis is on using models such as Punnett squares, diagrams, and simulations to describe the cause and effect relationship of gene transmission from parent(s) to offspring and resulting genetic variation.]

The performance expectations above were developed using the following elements from the NRC document *A Framework for K-12 Science Education*.

Science and Engineering Practices

Developing and Using Models

Modeling in 6–8 builds on K–5 experiences and progresses to developing, using, and revising models to describe, test, and predict more abstract phenomena and design systems.

- Develop and use a model to describe phenomena. (MS-LS3-1), (MS-LS3-2)

Disciplinary Core Ideas

LS1.B: Growth and Development of Organisms

- Organisms reproduce, either sexually or asexually, and transfer their genetic information to their offspring. (*secondary to MS-LS3-2*)

LS3.A: Inheritance of Traits

- Genes are located in the chromosomes of cells, with each chromosome pair containing two variants of each of many distinct genes. Each distinct gene chiefly controls the production of specific proteins, which in turn affects the traits of the individual. Changes (mutations) to genes can result in changes to proteins, which can affect the structures and functions of the organism and thereby change traits. (MS-LS3-1)
- Variations of inherited traits between parent and offspring arise from genetic differences that result from the subset of chromosomes (and therefore genes) inherited. (MS-LS3-2)

LS3.B: Variation of Traits

- In sexually reproducing organisms, each parent contributes half of the genes acquired (at random) by the offspring. Individuals have two of each chromosome and hence two alleles of each gene, one acquired from each parent. These versions may be identical or may differ from each other. (MS-LS3-2)
- In addition to variations that arise from sexual reproduction, genetic information can be altered because of mutations. Though rare, mutations may result in changes to the structure and function of proteins. Some changes are beneficial, others harmful, and some neutral to the organism. (MS-LS3-1)

Crosscutting Concepts

Cause and Effect

- Cause and effect relationships may be used to predict phenomena in natural systems. (MS-LS3-2)

Structure and Function

- Complex and microscopic structures and systems can be visualized, modeled, and used to describe how their function depends on the shapes, composition, and relationships among its parts, therefore complex natural structures/systems can be analyzed to determine how they function. (MS-LS3-1)

Connections to other DCIs in this grade-band: MS.LS1.A (MS-LS3-1); MS.LS4.A (MS-LS3-1)

Articulation across grade-bands: 3.LS3.A (MS-LS3-1), (MS-LS3-2); 3.LS3.B (MS-LS3-1), (MS-LS3-2); HS.LS1.A (MS-LS3-1); HS.LS1.B (MS-LS3-1), (MS-LS3-2); HS.LS3.A (MS-LS3-1), (MS-LS3-2); HS.LS3.B (MS-LS3-1), (MS-LS3-2)

Common Core State Standards Connections:



NGSS MS-LS3-2


- PE: Develop and use a model to describe why asexual reproduction results in offspring with identical genetic information and sexual reproduction results in offspring with genetic variation.
- DCI:LS1.B: Growth and Development of Organisms: Organisms reproduce, either sexually or asexually, and transfer their genetic information to their offspring. (secondary to 3-2)
- LS3.A: Inheritance of Traits: Variations of inherited traits between parent and offspring arise from genetic differences that result from the subset of chromosomes (and therefore genes) inherited.
- LS3.B: Variation of Traits: In sexually reproducing organisms, each parent contributes half of the genes acquired (at random) by the offspring. Individuals have two of each chromosome and hence two alleles of each gene, one acquired from each parent. These versions may be identical or may differ from each other.



NGSS MS-LS3-2

- PE: Develop and use a model to describe why asexual reproduction results in offspring with identical genetic information and sexual reproduction results in offspring with genetic variation.
- SEP: Developing and Using Models: Develop and use a model to describe phenomena.
- CCC: Cause and Effect: Cause and effect relationships may be used to predict phenomena in natural systems.





What would a 3-D assessment look like for this PE?

What question(s) or performance assessment(s) would you ask students to respond to?

What kind(s) of responses would you want students to produce?



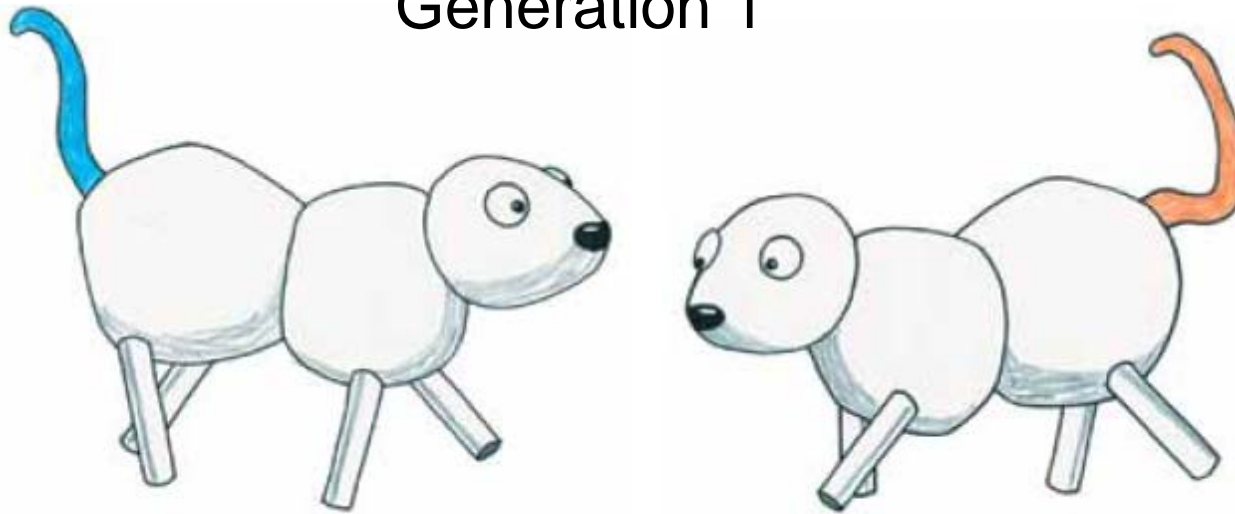


Activity 58: Creature Features

- Students already know:
 - Genes are bits of information that determine traits and are passed from parents to offspring.
 - Asexual reproduction involves one parent and produces offspring identical to the parent
 - Sexual reproduction involves two parents, each of which contributes genes to the offspring.

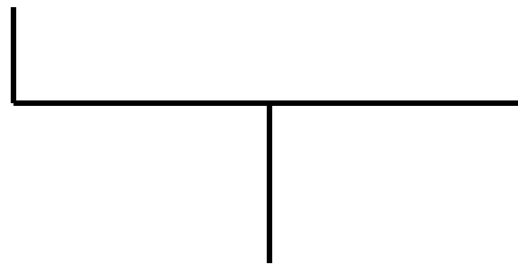


Generation 1



Skye is a rare blue-tailed critter


Poppy is a rare orange-tailed critter.



STOPPING TO THINK 1

What do you think the tails of Skye and Poppy's offspring will look like? Explain your opinions to your group.

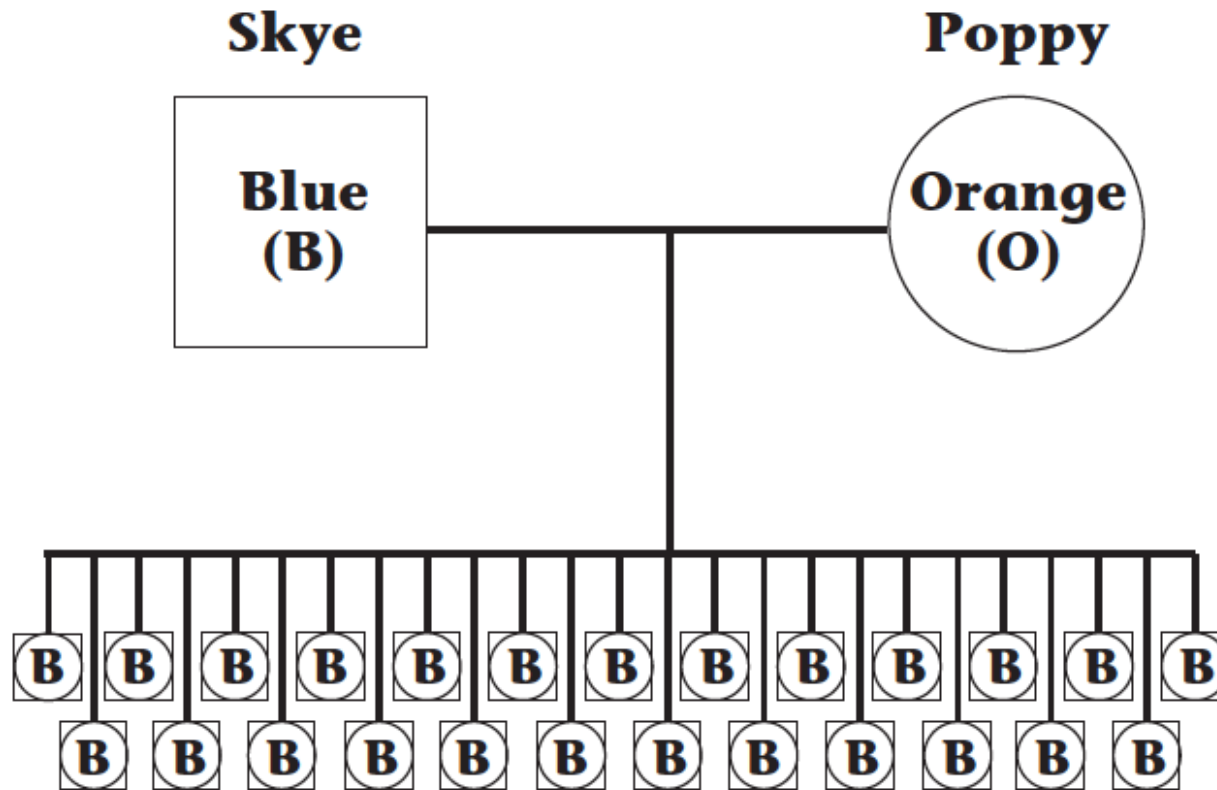
Generation 2



STOPPING TO THINK 2

Discuss this question with your group: Why do all of the offspring have blue tails? Develop one or more hypotheses. Be prepared to share one of your hypotheses with the class.

Critters Breed 2



Alternative Hypotheses

After a lengthy discussion, the scientists decide that they have three different ideas for what happened when the blue- and orange-tailed critters were bred.

Hypothesis A:

Each critter pup got most of its tail-color genes from the parent with a blue tail and only a little genetic information from the parent with an orange tail.

Hypothesis B:

Each critter pup got all of its tail-color genes from the parent with the blue tail. (None came from the parent with the orange tail.)

Hypothesis C:

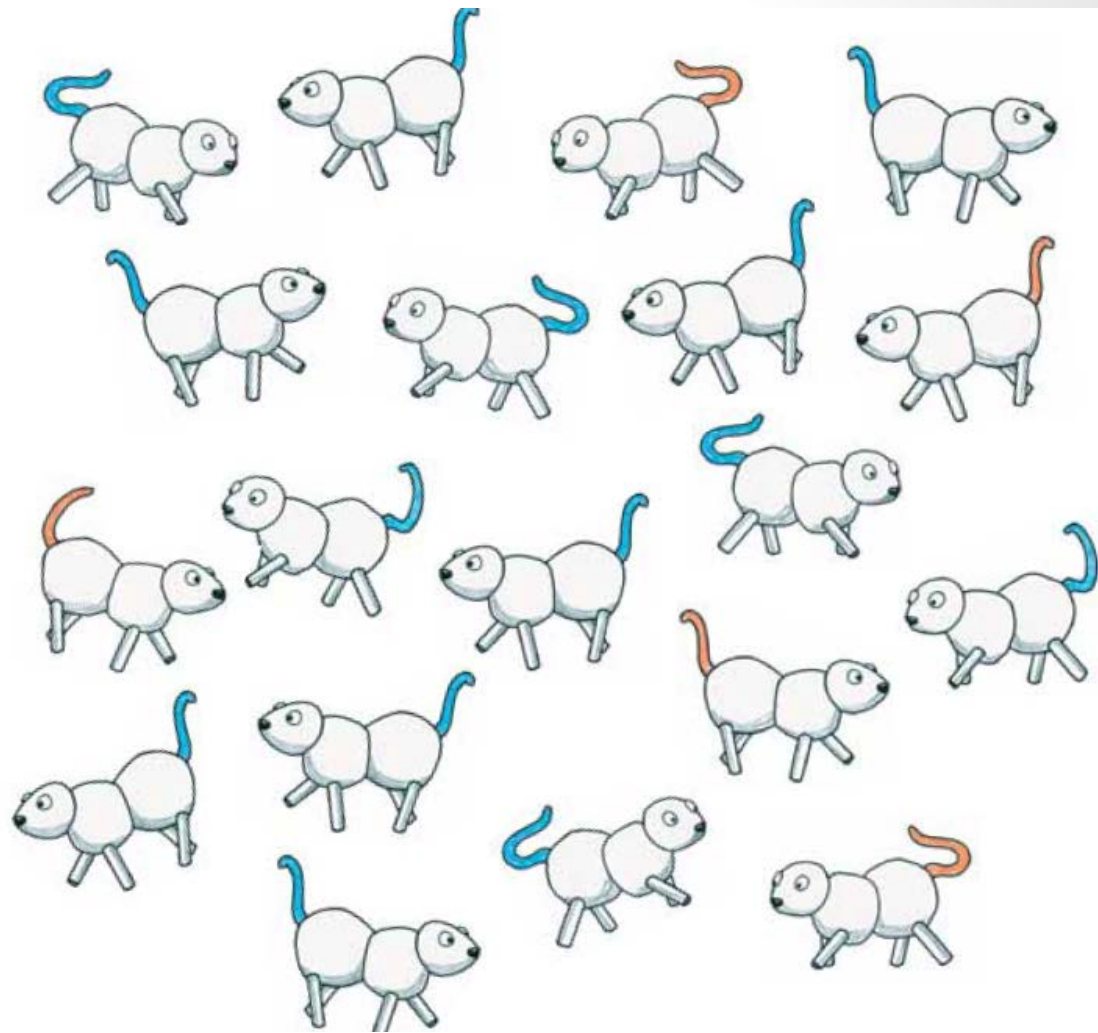
Each critter pup got half of its tail-color information from each parent, but the information from the blue-tailed parent overwhelms the information from the orange-tailed parent.

ANALYSIS

Discuss with your group: Which hypothesis is most like your original hypothesis? Explain.



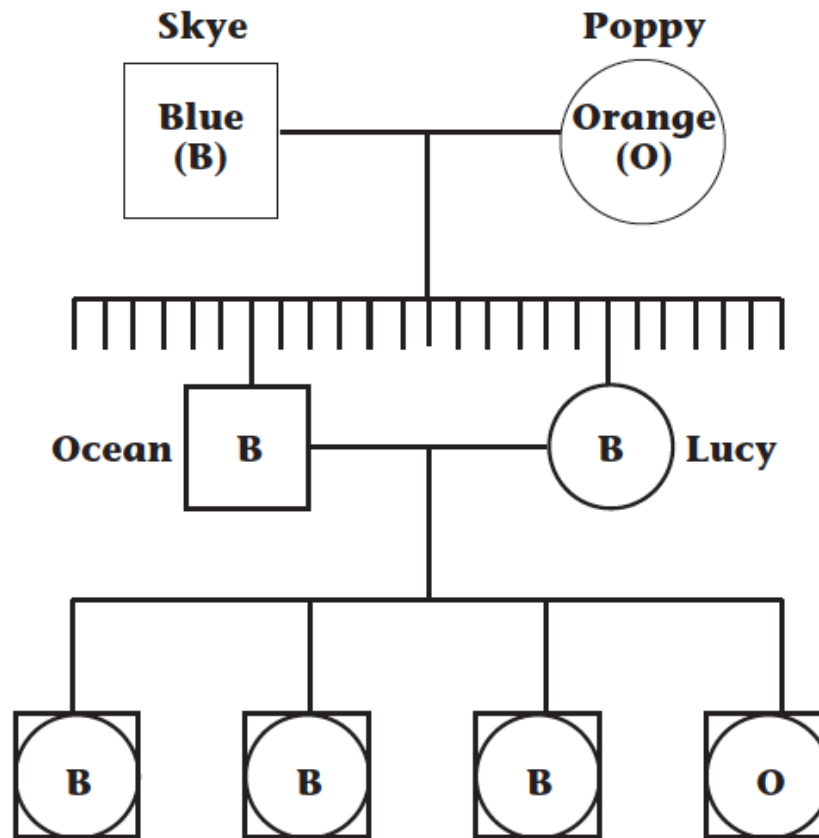
Generation 3



STOPPING TO THINK 3

Discuss with your group: Does the evidence so far from the second and third generations help you decide which hypothesis or hypotheses might be correct? Explain.

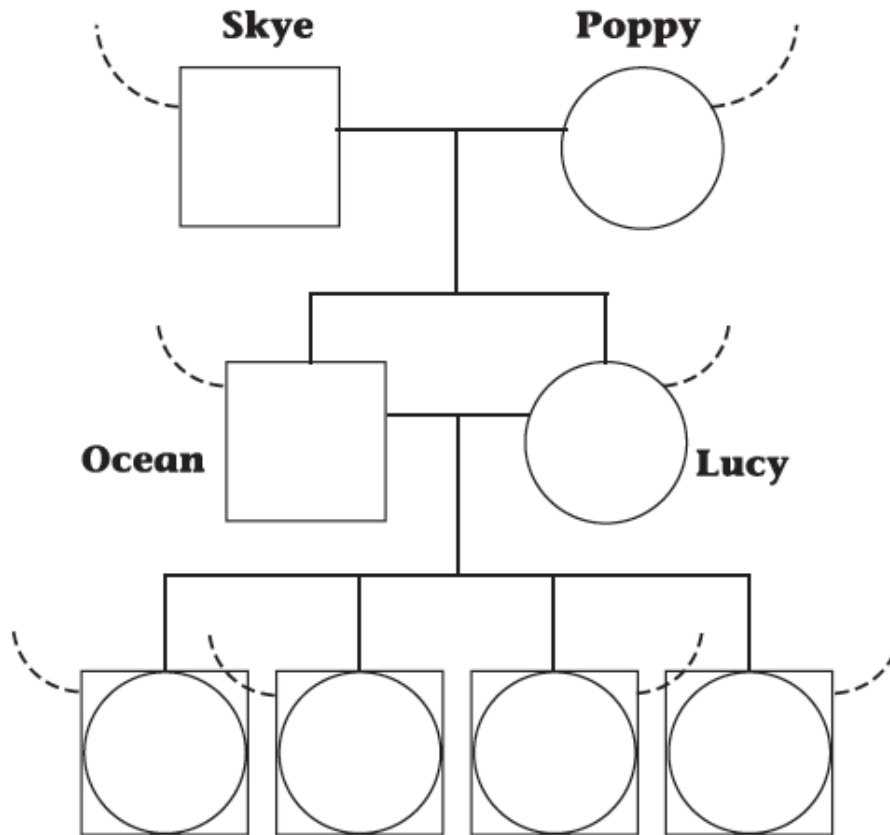
Critters Breed 3



Regents of the University of California

The ratio of blue-tailed to orange-tailed offspring is approximately 3:1

Critters Template



f California



THE LAWRENCE
HALL OF SCIENCE
UNIVERSITY OF CALIFORNIA, BERKELEY

Modeling Genes

Scientists often construct simple models that help them test hypotheses. In this activity, you will use colored disks to represent genes for tail color. Think of the genes as bits of information that carry directions for the trait in the organism.

CHALLENGE

How are simple inherited traits passed from parents to their offspring across generations?

MATERIALS



For each group of four students



- 1 copy of Transparency 58.4, “Critter Template”
- 20 orange plastic disks
- 30 blue plastic disks

PROCEDURE

1. Decide which hypothesis you will model first.
2. Assume that each critter has the same total number of tail-color alleles.



Punnett squares



?	?	?	?
?	?	?	?



Punnett squares and coin tosses

TAIL COLORS
Key:
I = blue allele
t = orange allele

	<u>I</u> t	<u>I</u> t
<u>I</u> t	<u>I</u> <u>I</u>	<u>I</u> t
t	t <u>I</u>	tt

TAIL COLORS
Key:
I = blue allele
t = orange allele

	<u>I</u> t	<u>I</u> t
<u>I</u> t	<u>I</u> <u>I</u>	<u>I</u> t
t	t <u>I</u>	tt

Remember: an underlined uppercase letter is used for the allele for the dominant trait. A lowercase letter is used for the allele for the recessive trait.

Punnett squares model likely outcomes

- How can we model actual outcomes of crosses?




How would the story be different if Skye and Poppy and their offspring could only reproduce asexually?

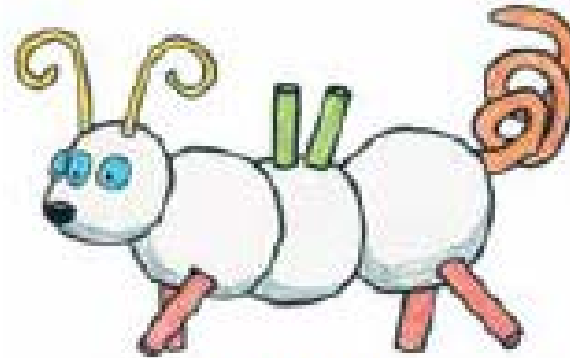
How would you change one of the models to show the difference in what happens at Generations 2 and 3?



There's more to the story




Skye




Poppy




There's more to the story



Skye



Poppy



Lucy



Ocean



Let's focus on two traits

- Tail Color: Blue or orange
- Leg Color: Blue or red

- Create a model to predict the possible appearances of the next generation offspring for tail and leg colors. How many variations are possible in Generation 1? In Generation 2?




Asexual reproduction

- What if Skye (blue tail and blue legs) and Poppy (orange tail and red legs) could only reproduce asexually? Create a model to explain the appearance of their second generation offspring. (Model can be physical or a diagram.)
- What causes the greater variation observed in the sexually reproduced offspring? Use your model to explain your answer.



Two variants produced by sexual reproduction



What models have we used to understand the outcomes of sexual and asexual reproduction?

What additional learning experience and/or models are needed?





Summary

- In order for students to be successful on assessments that require development and use of models, they will need exposure to multiple models scientists use to describe phenomena.
- Modeling as a practice in genetics can be related to the cross-cutting concept of cause and effect, and models should be used whenever possible to predict likely results.
- Students should be involved in co-creation of models and have multiple opportunities to apply models to new situations.
- PE are assessment targets, not the curriculum. Curriculum should be guided by DCI and SEP and CCC that support learning.



Contact information

Maia Willcox: mwillcox@berkeley.edu

sepuplhs.org



THE LAWRENCE
HALL OF SCIENCE
UNIVERSITY OF CALIFORNIA, BERKELEY

